



TITLE GUARANTY
HAWAII

STATEWIDE HOUSING STATISTICS

JUNE 2024

SINGLE FAMILY HOMES

# OF SALES	MONTH			YTD		
	2024	2023	% CHANGE	2024	2023	% CHANGE
<i>Hawaii</i>	160	204	▼21.6%	1,007	994	▲1.3%
<i>Kauai</i>	23	36	▼36.1%	180	155	▲16.1%
<i>Maui</i>	65	72	▼9.7%	406	384	▲5.7%
<i>Oahu</i>	258	248	▲4.0%	1,362	1,277	▲6.7%
Total	506	560	▼9.6%	2,955	2,810	▲5.2%

MEDIAN SALES PRICE	MONTH			YTD		
	2024	2023	% CHANGE	2024	2023	% CHANGE
<i>Hawaii</i>	\$627,775	\$512,804	▲22.4%	\$535,000	\$500,000	▲7.0%
<i>Kauai</i>	\$1,092,000	\$1,075,000	▲1.6%	\$1,415,000	\$1,100,000	▲28.6%
<i>Maui</i>	\$1,350,000	\$1,032,000	▲30.8%	\$1,300,000	\$1,150,000	▲13.0%
<i>Oahu</i>	\$1,120,000	\$1,050,000	▲6.7%	\$1,085,000	\$1,050,000	▲3.3%

CONDOMINIUMS

# OF SALES	MONTH			YTD		
	2024	2023	% CHANGE	2024	2023	% CHANGE
<i>Hawaii</i>	33	80	▼58.8%	319	344	▼7.3%
<i>Kauai</i>	28	27	▲3.7%	154	163	▼5.5%
<i>Maui</i>	59	93	▼36.6%	496	517	▼4.1%
<i>Oahu</i>	355	470	▼24.5%	2,234	2,372	▼5.8%
Total	475	670	▼29.1%	3,203	3,396	▼5.7%

MEDIAN SALES PRICE	MONTH			YTD		
	2024	2023	% CHANGE	2024	2023	% CHANGE
<i>Hawaii</i>	\$552,000	\$600,000	▼8.0%	\$680,000	\$582,500	▲16.7%
<i>Kauai</i>	\$867,500	\$810,000	▲7.1%	\$795,000	\$685,000	▲16.1%
<i>Maui</i>	\$980,000	\$979,900	▲0.0%	\$899,500	\$840,000	▲7.1%
<i>Oahu</i>	\$530,000	\$510,000	▲3.9%	\$510,000	\$500,000	▲2.0%

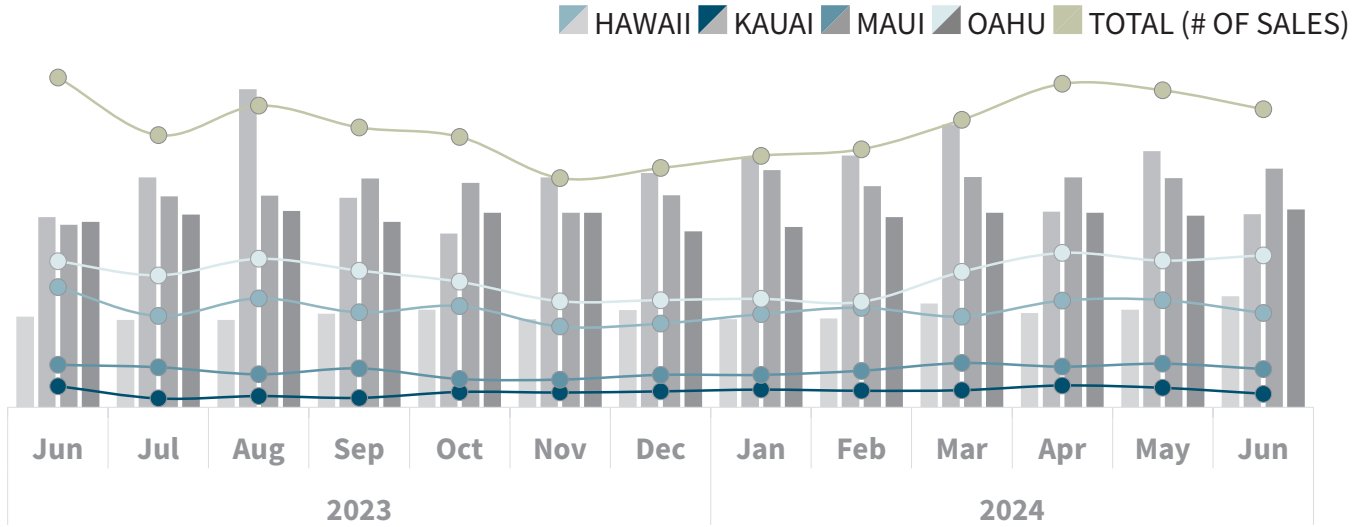


TITLE GUARANTY
HAWAII

STATEWIDE HOUSING STATISTICS

JUNE 2024

SINGLE FAMILY HOMES



OF SALES | MEDIAN SALES PRICE (\$)

	HAWAII	KAUAI	MAUI	OAHU	TOTAL (# OF SALES)
2023					
<i>Jun</i>	204 512.8K	36 1.1M	72 1.0M	248 1.1M	560
<i>Jul</i>	155 495.0K	15 1.3M	68 1.2M	224 1.1M	462
<i>Aug</i>	185 495.0K	19 1.8M	56 1.2M	252 1.1M	512
<i>Sep</i>	161 530.0K	16 1.2M	66 1.3M	232 1.1M	475
<i>Oct</i>	172 552.5K	26 1.0M	48 1.3M	213 1.1M	459
<i>Nov</i>	137 499.0K	25 1.3M	47 1.1M	180 1.1M	389
<i>Dec</i>	142 550.0K	27 1.3M	55 1.2M	182 1.0M	406
2024					
<i>Jan</i>	158 499.0K	30 1.4M	55 1.3M	184 1.0M	427
<i>Feb</i>	169 502.0K	28 1.4M	62 1.3M	179 1.1M	438
<i>Mar</i>	154 587.3K	29 1.6M	75 1.3M	230 1.1M	488
<i>Apr</i>	181 533.0K	37 1.1M	69 1.3M	262 1.1M	549
<i>May</i>	182 551.5K	33 1.5M	74 1.3M	249 1.1M	538
<i>Jun</i>	160 627.8K	23 1.1M	65 1.4M	258 1.1M	506

Source: Respective Islands' board of REALTORS® Statistics provided by Title Guaranty. Information deemed reliable but not guaranteed. All rights to these materials are reserved; no reproduction without prior written consent.

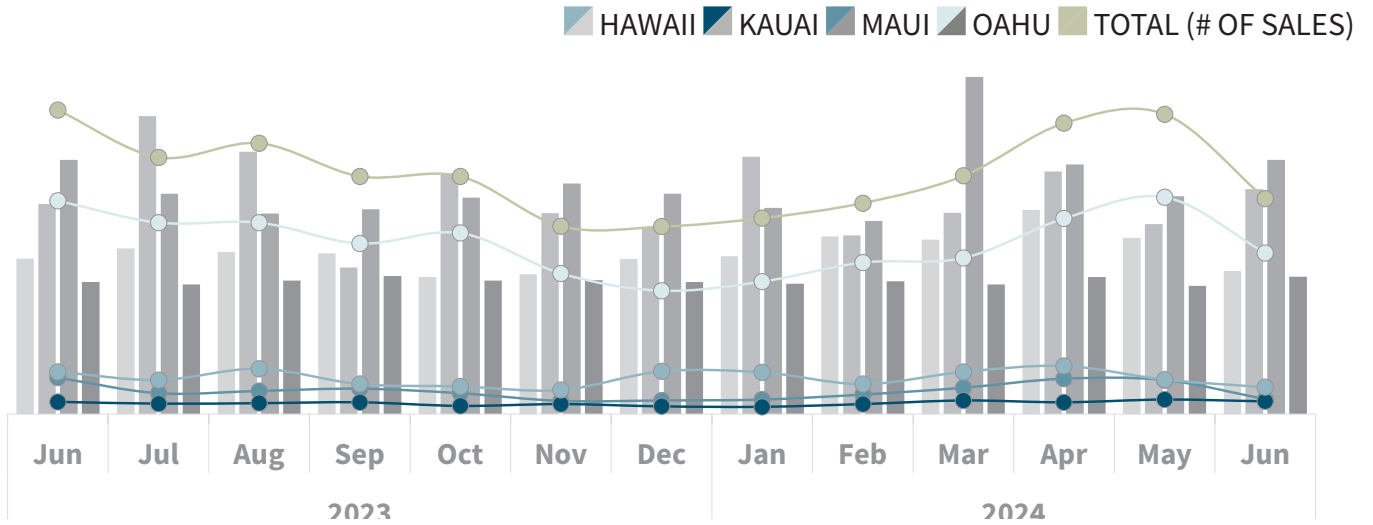


TITLE GUARANTY
HAWAII

STATEWIDE HOUSING STATISTICS

JUNE 2024

CONDOMINIUMS



OF SALES | MEDIAN SALES PRICE (\$)

	HAWAII	KAUAI	MAUI	OAHU	TOTAL (# OF SALES)
2023					
Jun	80 600.0K	27 810.0K	93 1.0M	470 510.0K	670
Jul	46 639.5K	23 1.2M	75 850.0K	422 500.0K	566
Aug	51 625.0K	24 1.0M	100 773.8K	422 515.0K	597
Sep	56 620.0K	26 565.0K	66 789.5K	376 532.5K	524
Oct	46 528.8K	18 0.9M	61 835.0K	399 515.0K	524
Nov	29 539.0K	22 775.0K	53 890.0K	310 516.2K	414
Dec	30 598.5K	17 720.0K	94 850.0K	272 510.0K	413
2024					
Jan	32 608.5K	16 1.0M	92 795.0K	292 502.5K	432
Feb	43 685.0K	22 689.7K	66 744.5K	334 512.5K	465
Mar	58 672.5K	30 777.0K	93 1.3M	344 500.0K	525
Apr	78 787.5K	26 0.9M	106 1.0M	431 528.0K	641
May	75 680.0K	32 733.3K	76 840.5K	478 495.0K	661
Jun	33 552.0K	28 867.5K	59 1.0M	355 530.0K	475



TITLE GUARANTY
HAWAII

STATEWIDE HOUSING STATISTICS

JUNE 2024

SINGLE FAMILY HOMES

CURRENT MONTH (VS LAST YEAR)

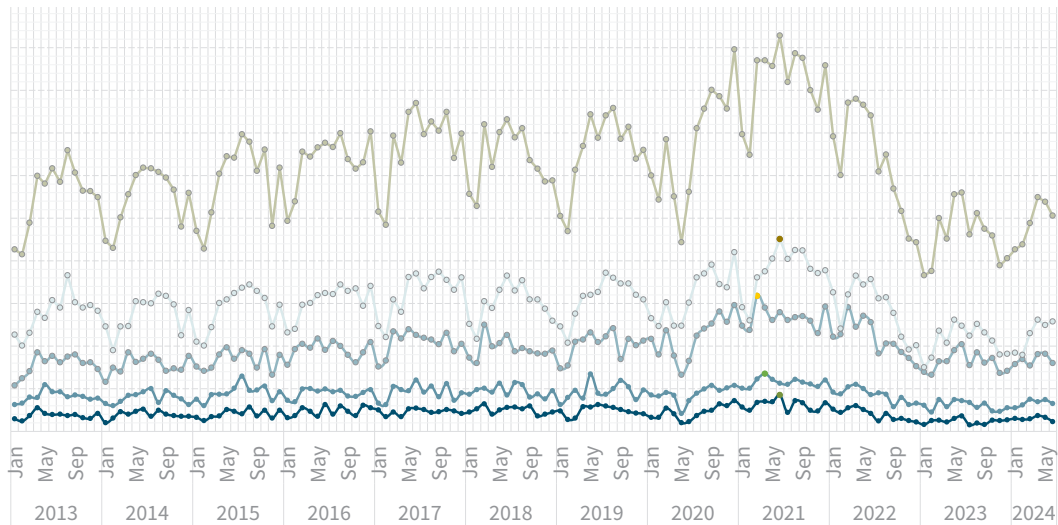
STATEWIDE ↓ 506

OAHU ↑ 258

HAWAII ↓ 160

MAUI ↓ 65

KAUAI ↓ 23



CONDOMINIUMS

CURRENT MONTH (VS LAST YEAR)

STATEWIDE ↓ 475

OAHU ↓ 355

MAUI ↓ 59

HAWAII ↓ 33

KAUAI ↑ 28

